



Friday 11 January 2013 – Afternoon

AS GCE PHYSICS A

G481/01 Mechanics

Candidates answer on the Question Paper.

OCR supplied materials:

- Data, Formulae and Relationships Booklet (sent with general stationery)

Other materials required:

- Electronic calculator
- Protractor
- Ruler (cm/mm)

Duration: 1 hour



Candidate forename		Candidate surname	
--------------------	--	-------------------	--

Centre number						Candidate number			
---------------	--	--	--	--	--	------------------	--	--	--

INSTRUCTIONS TO CANDIDATES

- Write your name, centre number and candidate number in the boxes above. Please write clearly and in capital letters.
- Use black ink. HB pencil may be used for graphs and diagrams only.
- Answer **all** the questions.
- Read each question carefully. Make sure you know what you have to do before starting your answer.
- Write your answer to each question in the space provided. If additional space is required, you should use the lined page at the end of this booklet. The question number(s) must be clearly shown.
- Do **not** write in the bar codes.

INFORMATION FOR CANDIDATES

- The number of marks is given in brackets [] at the end of each question or part question.
- The total number of marks for this paper is **60**.
- You may use an electronic calculator.
- You are advised to show all the steps in any calculations.



Where you see this icon you will be awarded marks for the quality of written communication in your answer.

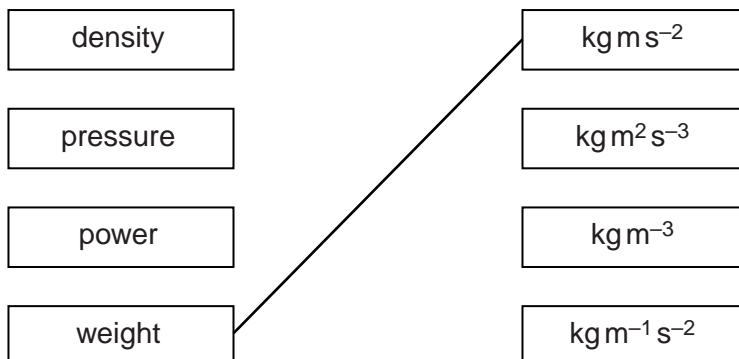
This means for example you should:

- ensure that text is legible and that spelling, punctuation and grammar are accurate so that meaning is clear;
- organise information clearly and coherently, using specialist vocabulary when appropriate.
- This document consists of **16** pages. Any blank pages are indicated.

2

Answer **all** the questions.

- 1 Draw a line from each quantity on the left-hand side to the correct unit on the right-hand side. One quantity (weight) has already been matched to its unit.



[2]

[Total: 2]

- 2 (a) Speed is a scalar quantity and velocity is a vector quantity. State one difference and one similarity between speed and velocity.

difference:

.....

similarity:

..... [2]

- (b) Fig. 2.1 shows a toy locomotive on a circular track.

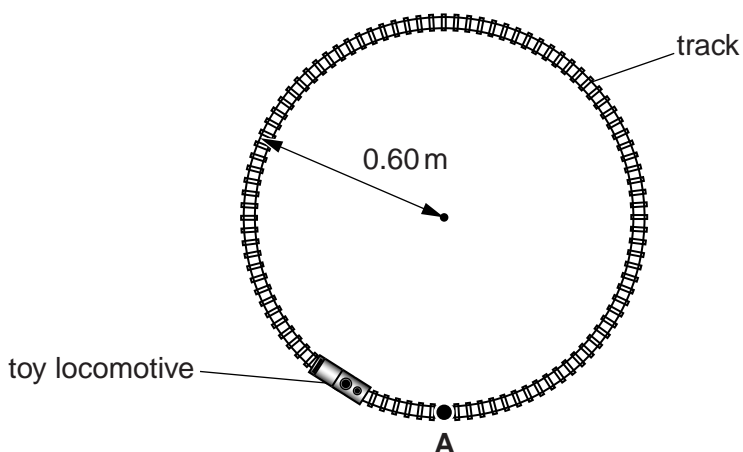


Fig. 2.1

3

The locomotive travels at constant speed round the track in a clockwise direction. It takes 12 s to travel completely round the track. At time $t = 0$, the locomotive is at point **A**.

- (i) Calculate the speed of the locomotive.

speed = ms^{-1} [2]

- (ii) Calculate the magnitude of the displacement s of the locomotive from point **A** after it has travelled one quarter of the way round the track.

$s =$ m [2]

- (iii) Explain why the average velocity of the locomotive is zero after a time of 12 s.

.....
..... [1]

- (iv) Explain why the velocity of the locomotive changes even though its speed is constant.

.....
..... [1]

[Total: 8]

4

3 A car of mass 1200 kg is travelling at 18 m s^{-1} along a horizontal road. A constant braking force of 3600 N brings it to rest.

(a) Calculate the magnitude of the deceleration of the car.

deceleration = m s^{-2} [1]

(b) Calculate the distance travelled by the car during the deceleration.

distance = m [3]

(c) The same car travels **down** a slope at the same speed of 18 m s^{-1} , see Fig. 3.1.



Fig. 3.1

4 (a) Define *acceleration*.

.....
 [1]

(b) State the **two** factors that affect the acceleration of an object.

.....
 [1]

(c) Fig. 4.1 shows the variation of velocity v with time t for a small rocket.

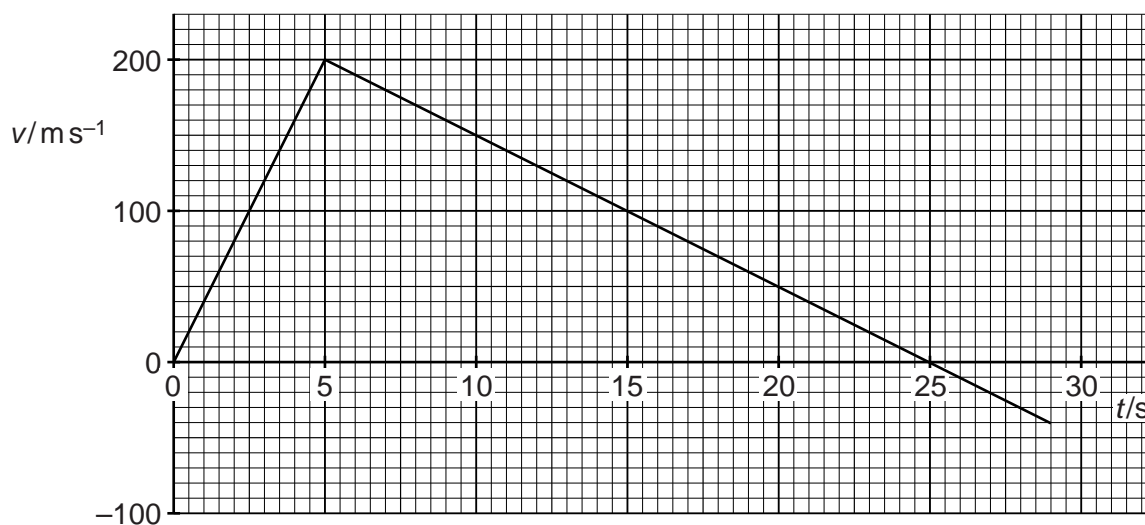


Fig. 4.1

The rocket is initially at rest and is fired vertically upwards from the ground. All the rocket fuel is burnt after a time of 5.0 s when the rocket has a vertical velocity of 200 m s^{-1} . Assume that air resistance has a negligible effect on the motion of the rocket.

7

(i) Without doing any calculations, describe the motion of the rocket

1 from $t = 0$ to $t = 5.0$ s

.....
.....

2 from $t = 5.0$ s to $t = 25$ s.

.....
.....
..... [3]

(ii) Calculate the maximum height reached by the rocket.

height = m [3]

(iii) Explain why the rocket has a speed greater than 200 m s^{-1} as it hits the ground.

.....
.....
.....
..... [1]

[Total: 9]

8

5 (a) State how the magnitude of the drag force on an object is affected by its speed.

.....
..... [1]

(b) Describe the experiments Galileo carried out which overturned Aristotle's ideas of motion.

.....
.....
.....
.....
.....
.....
.....
.....
.....
.....
.....
.....
.....
.....
.....
..... [3]

6 (a) Define *work done* by a force.

.....
..... [1]

(b) Fig. 6.1 shows a water slide.

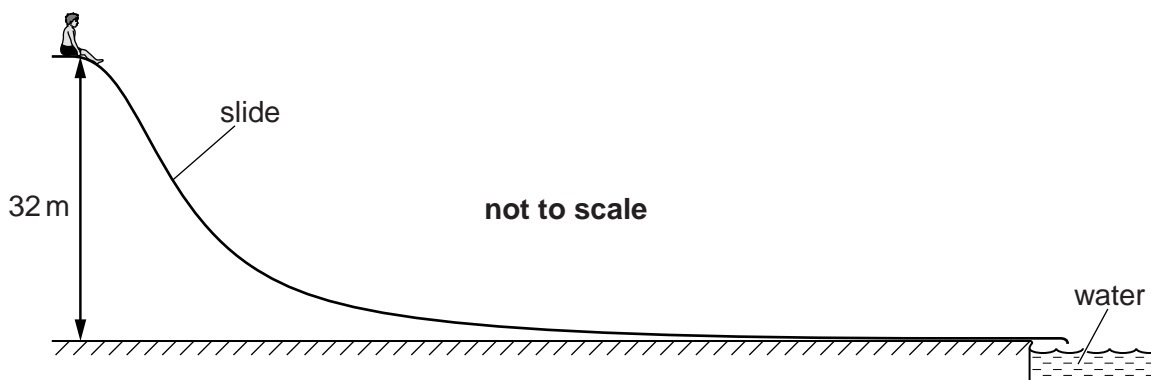


Fig. 6.1

The top of the slide is 32 m above the bottom of the slide. The total distance along the slide is 120 m. A person of weight 700 N, initially at rest at the top, slides down. His speed at the end of the slide is 15 m s^{-1} .

(i) Calculate his kinetic energy at the end of the slide.

kinetic energy = J [2]

11

- (ii)** Calculate the average resistive force acting on him as he travels down to the end of the slide.

average resistive force = N **[3]**

[Total: 6]

12

7 (a) Fig. 7.1 shows several forces acting on an object that is free to move.

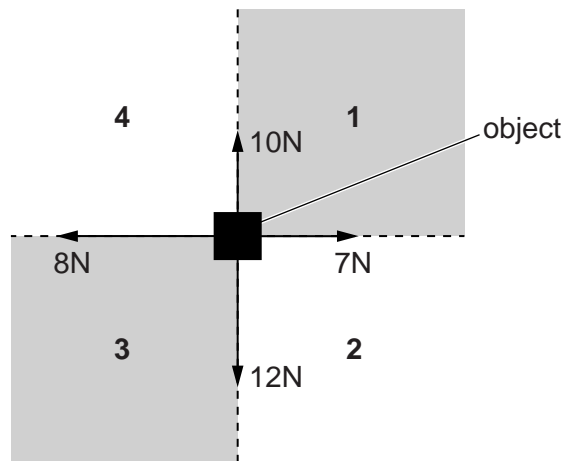


Fig. 7.1

Using simple calculations, deduce whether the object will move into region 1, 2, 3 or 4. Briefly explain your reasoning.

.....
.....
..... [2]

(b) State the *principle of moments*.

.....
.....
..... [1]

13

(c) Fig. 7.2 shows the forces acting on a suitcase with wheels as it is held stationary.

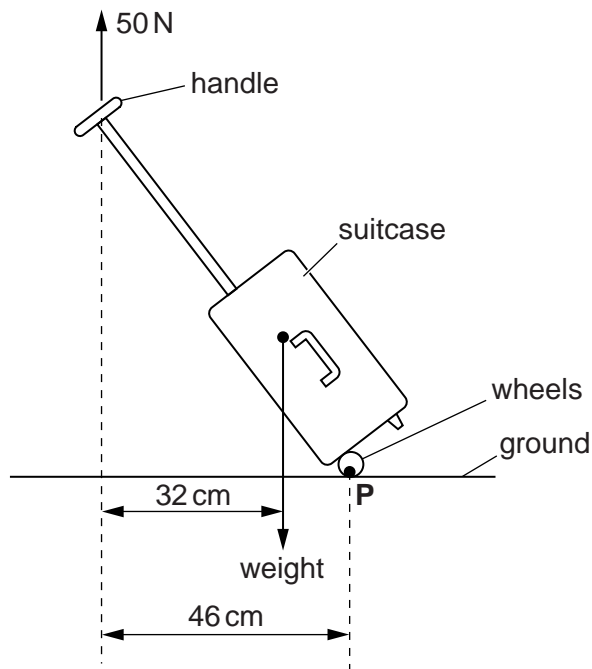


Fig. 7.2

A vertical force of 50 N is applied to the top of the handle in order to keep the suitcase stationary in the position shown in Fig. 7.2. The line of action of this force acts at a perpendicular distance of 46 cm from **P**, the point of contact with the ground. The line of action of the weight of the suitcase acts at a perpendicular distance of 32 cm from the top of the handle.

By taking moments about **P**, calculate the mass m of the suitcase.

$m = \dots\dots\dots$ kg [3]

[Total: 6]

14

- 8 A sample of wire is tested in the laboratory. Fig. 8.1 shows the force, F against extension, x graph for this wire.

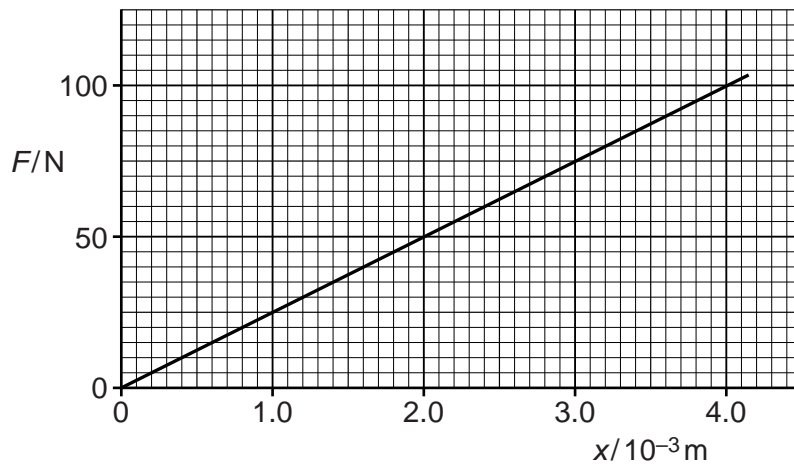


Fig. 8.1

- (a) Explain how the graph shows that the wire obeys Hooke's law.



In your answer, you should use appropriate technical terms, spelled correctly.

.....
 [1]

- (b) State what the gradient of the graph represents.

..... [1]

- (c) The initial length of the wire is 1.60m. The radius of the wire is 2.8×10^{-4} m. Use the graph and this information to determine the Young modulus of the material of the wire.

Young modulus = Pa [3]

15

(d) The test is repeated for another wire made from the same material, having the same length but **half** the diameter. Explain how the force against extension graph for this wire will differ from the graph of Fig. 8.1.

.....
.....
.....
.....
..... [2]

(e) It is very dangerous if the wire under stress suddenly breaks. The elastic potential energy of the strained wire is converted into kinetic energy. Show that the 'whiplash' speed v of the wire is directly proportional to the extension x of the wire.

.....
.....
..... [2]

[Total: 9]

END OF QUESTION PAPER