



UNIVERSITY OF CAMBRIDGE INTERNATIONAL EXAMINATIONS  
 General Certificate of Education  
 Advanced Subsidiary Level and Advanced Level

CANDIDATE  
 NAME

CENTRE  
 NUMBER

--	--	--	--	--	--

CANDIDATE  
 NUMBER

--	--	--	--	--



**PHYSICS**

**9702/34**

Paper 32 Advanced Practical Skills 2

**October/November 2009**

**2 hours**

Candidates answer on the Question Paper.

Additional Materials: As listed in the Confidential Instructions.

**READ THESE INSTRUCTIONS FIRST**

Write your Centre number, candidate number and name on all the work you hand in.  
 Write in dark blue or black pen.  
 You may use a soft pencil for any diagrams, graphs or rough working.  
 Do not use staples, paper clips, highlighters, glue or correction fluid.  
**DO NOT WRITE IN ANY BARCODES.**

Answer **both** questions.  
 You will be allowed to work with the apparatus for a maximum of one hour for each question.  
 You are expected to record all your observations as soon as these observations are made, and to plan the presentation of the records so that it is not necessary to make a fair copy of them. The working of the answers is to be handed in.  
 Additional answer paper and graph paper should be submitted only if it becomes necessary to do so.  
 You are reminded of the need for good English and clear presentation in your answers.

At the end of the examination, fasten all your work securely together.  
 All questions in this paper carry equal marks.

For Examiner's Use	
1	
2	
<b>Total</b>	

This document consists of **8** printed pages and **4** blank pages.



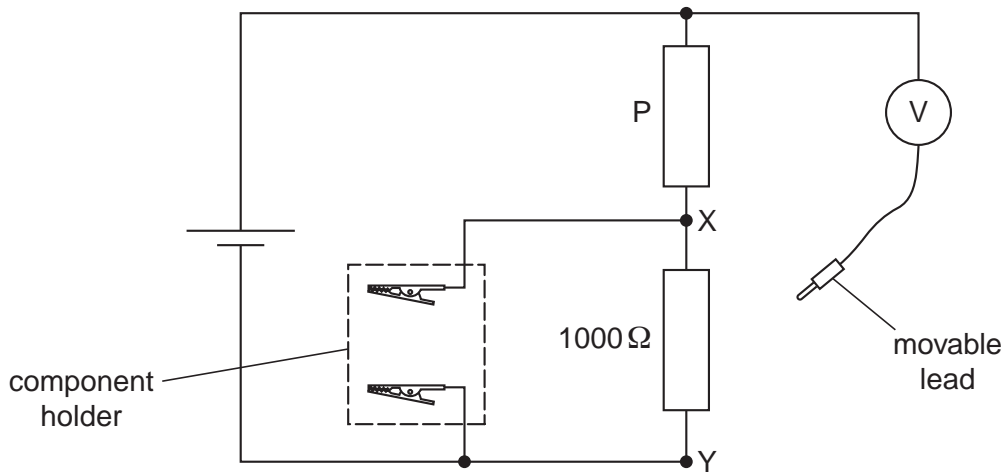
**BLANK PAGE**

**You may not need to use all of the materials provided.**

For  
Examiner's  
Use

- 1 In this experiment, you will investigate changes in potential difference in a circuit as one of the resistances is varied.

(a) Assemble the circuit of Fig. 1.1.



**Fig. 1.1**

(b) Connect the movable lead to terminal Y and record the voltmeter reading  $V_0$ .

$V_0 = \dots\dots\dots$

(c) (i) Connect the movable lead to terminal X and **leave it connected there for the rest of the experiment.**

(ii) Select one of the other labelled resistors provided and connect it between the crocodile clips on the component holder. Record the resistance  $R$  of your selected resistor and the voltmeter reading  $V$ .

$R = \dots\dots\dots \Omega$

$V = \dots\dots\dots$

4

(d) Repeat (c)(ii) using a different labelled resistor until you have six sets of readings of  $R$  (measured in ohms) and  $V$ .

Disconnect the cell when you have finished your measurements.

In your table of results include columns for the values of  $\frac{1}{V}$  and the values of  $\frac{R}{(1000 + R)}$ .

For  
Examiner's  
Use


(e) (i) Plot a graph of  $\frac{1}{V}$  on the  $y$ -axis against  $\frac{R}{(1000 + R)}$  on the  $x$ -axis.

(ii) Draw the line of best fit.

(iii) Determine the gradient and  $y$ -intercept of the line of best fit.

gradient = .....

$y$ -intercept = .....



For  
Examiner's  
Use


6

(f) The quantities  $V$  and  $R$  are related by the equation

$$\frac{1}{V} = \frac{1000k}{P} \left( \frac{R}{1000 + R} \right) + k$$


where  $k$  is a constant and  $P$  is the resistance of resistor  $P$ .

Using your answers from (e)(iii), determine the value of  $P$ .

Give an appropriate unit.

For  
Examiner's  
Use

$P = \dots\dots\dots$

7

**BLANK PAGE**

**Please turn over for Question 2.**

You may not need to use all of the materials provided.

For  
Examiner's  
Use

- 2 In this experiment, you will investigate how the length of a thread of cotton affects the amount of energy it can absorb before breaking.
- (a) Use the boss to clamp the nail to the retort stand at a height of about 50 cm above the bench. Place the apparatus in the tray.
- (b) (i) Cut a 45 cm length of thread.
- (ii) Tie the ends of the thread together to make a large loop. Suspend the loop from the nail and slot the 50 g mass into it, securing the mass with sticky tape, as shown in Fig. 2.1.

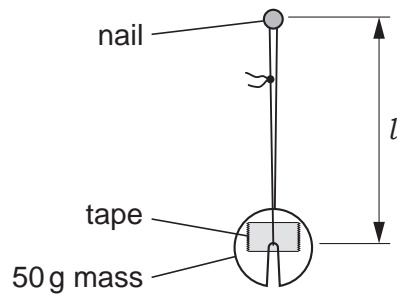


Fig. 2.1

- (c) (i) Measure the length  $l$  as shown in Fig. 2.1.

$l = \dots\dots\dots$

- (ii) Lift the 50 g mass vertically a distance  $h$  of 5 cm, as shown in Fig. 2.2. Release the mass.

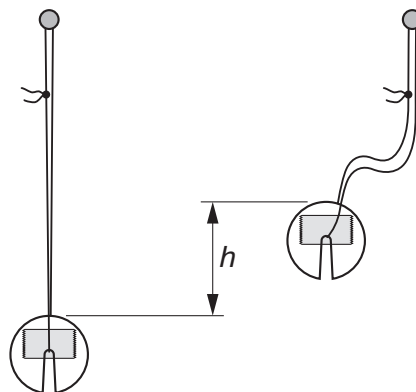


Fig. 2.2

- (iii) Keep repeating (c)(ii), each time increasing the value of  $h$ , until the thread breaks. Record the value of  $h$  at which the thread breaks.

$h_{\text{final}} = \dots\dots\dots$  cm



9

(d) Estimate the percentage uncertainty in your value of  $h_{\text{final}}$ .

For  
Examiner's  
Use

percentage uncertainty = .....

(e) Calculate the gravitational potential energy  $E_p$  given to the 50 g mass when it was lifted the distance  $h_{\text{final}}$ .

( $E_p = mgh_{\text{final}}$  where  $g = 9.81 \text{ m s}^{-2}$ ).

$E_p$  ..... J

(f) Cut an 85 cm length of thread. Repeat (b)(ii), (c) and (e).

$l =$  .....

$h_{\text{final}} =$  ..... cm

$E_p =$  ..... J

(g) It is suggested that  $E_p$  and  $l$  are related by the equation

$$E_p = k\sqrt{l}$$

where  $k$  is a constant.

By calculating values of  $k$ , explain whether your results support this relationship.

.....  
.....  
.....  
.....  
.....

10

(h) (i) State and explain four sources of error or limitations of the procedure in this experiment.

1. ....  
.....

2. ....  
.....

3. ....  
.....

4. ....  
.....

(ii) Suggest and explain four improvements that could be made to this experiment. You may suggest the use of other apparatus or different procedures.

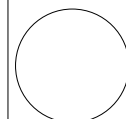
1. ....  
.....

2. ....  
.....

3. ....  
.....

4. ....  
.....

For  
Examiner's  
Use





**BLANK PAGE**

---

Permission to reproduce items where third-party owned material protected by copyright is included has been sought and cleared where possible. Every reasonable effort has been made by the publisher (UCLES) to trace copyright holders, but if any items requiring clearance have unwittingly been included, the publisher will be pleased to make amends at the earliest possible opportunity.

University of Cambridge International Examinations is part of the Cambridge Assessment Group. Cambridge Assessment is the brand name of University of Cambridge Local Examinations Syndicate (UCLES), which is itself a department of the University of Cambridge.