

Centre Number						Candidate Number				
Surname										
Other Names										
Candidate Signature										

For Examiner's Use	
Examiner's Initials	
Question	Mark
1	
2	
3	
4	
5	
6	
7	
TOTAL	



General Certificate of Education
Advanced Level Examination
June 2013

Mathematics

MD02

Unit Decision 2

Thursday 13 June 2013 9.00 am to 10.30 am

For this paper you must have:

- the blue AQA booklet of formulae and statistical tables.

You may use a graphics calculator.

Time allowed

- 1 hour 30 minutes

- Instructions**
- Use black ink or black ball-point pen. Pencil should only be used for drawing.
 - Fill in the boxes at the top of this page.
 - Answer **all** questions.
 - Write the question part reference (eg (a), (b)(i) etc) in the left-hand margin.
 - You must answer each question in the space provided for that question. If you require extra space, use an AQA supplementary answer book; do **not** use the space provided for a different question.
 - Do not write outside the box around each page.
 - Show all necessary working; otherwise marks for method may be lost.
 - Do all rough work in this book. Cross through any work that you do not want to be marked.
 - The **final** answer to questions requiring the use of calculators should be given to three significant figures, unless stated otherwise.

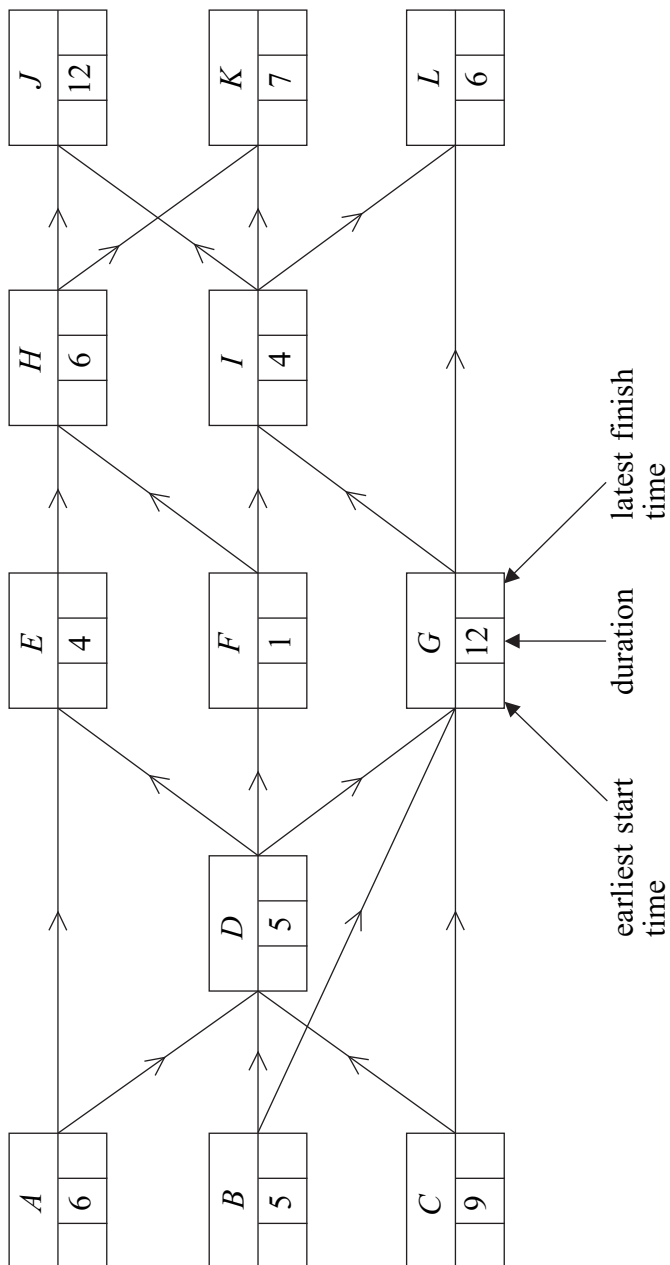
- Information**
- The marks for questions are shown in brackets.
 - The maximum mark for this paper is 75.

- Advice**
- You do not necessarily need to use all the space provided.



J U N 1 3 M D 0 2 0 1

Figure 1

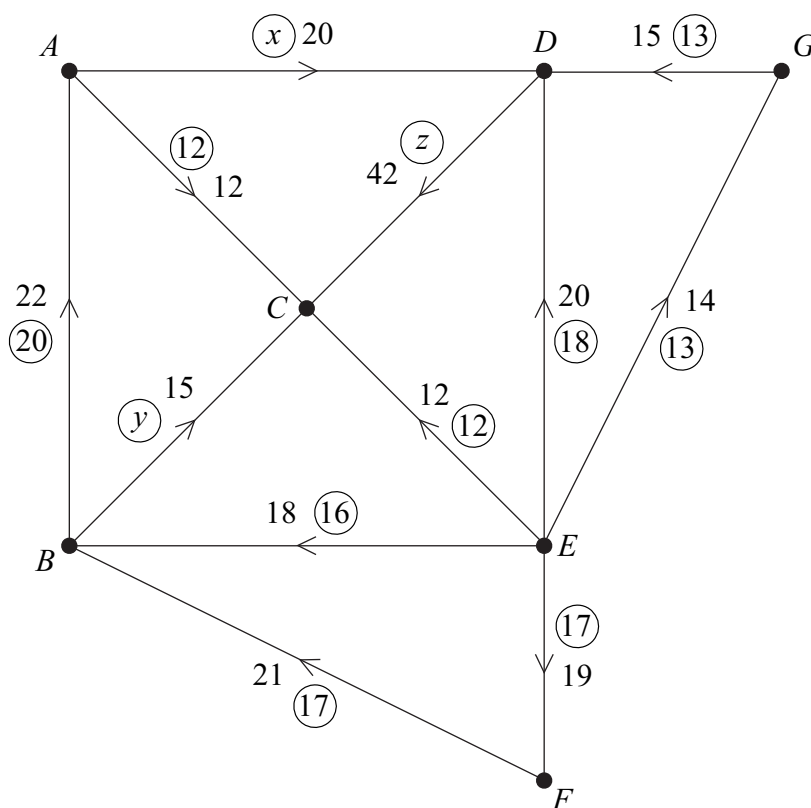


Turn over ▶



2

The network below represents a system of pipes. The number **not** circled on each edge represents the capacity of each pipe in litres per second. The number or letter in each circle represents an initial flow in litres per second.



- (a) Write down the capacity of edge EF . (1 mark)
- (b) State the source vertex. (1 mark)
- (c) State the sink vertex. (1 mark)
- (d) Find the values of x , y and z . (3 marks)
- (e) Find the value of the initial flow. (1 mark)
- (f) Find the value of a cut through the edges EB , EC , ED , EF and EG . (1 mark)

QUESTION
PART
REFERENCE

Answer space for question 2

.....

.....

.....

.....

.....



QUESTION
PART
REFERENCE

Answer space for question 2

Area with horizontal dotted lines for writing the answer to question 2.

Turn over ►



- 3 The table shows the times taken, in minutes, by five people, *A*, *B*, *C*, *D* and *E*, to carry out the tasks *V*, *W*, *X*, *Y* and *Z*.

	<i>A</i>	<i>B</i>	<i>C</i>	<i>D</i>	<i>E</i>
Task <i>V</i>	100	110	112	102	95
Task <i>W</i>	125	130	110	120	115
Task <i>X</i>	105	110	101	108	120
Task <i>Y</i>	115	115	120	135	110
Task <i>Z</i>	100	98	99	100	102

Each of the five tasks is to be given to a different one of the five people so that the total time for the five tasks is minimised. The Hungarian algorithm is to be used.

- (a) By reducing the **columns first**, and then the rows, show that the new table of values is

0	12	13	2	0
14	21	0	<i>k</i>	9
3	10	0	6	23
0	2	6	20	0
0	0	0	0	7

and state the value of the constant *k*. (3 marks)

- (b) Show that the zeros in the table in part (a) can be covered with four lines. Use augmentation **twice** to produce a table where five lines are required to cover the zeros. (5 marks)
- (c) Hence find the possible ways of allocating the five tasks to the five people to achieve the minimum total time. (3 marks)
- (d) Find the minimum total time. (1 mark)

QUESTION
PART
REFERENCE

Answer space for question 3



QUESTION
PART
REFERENCE

Answer space for question 3

Answer space for question 3

Turn over ►



QUESTION
PART
REFERENCE

Answer space for question 3

Answer space for question 3



QUESTION
PART
REFERENCE

Answer space for question 3

A large rectangular area with horizontal dotted lines for writing the answer to question 3.

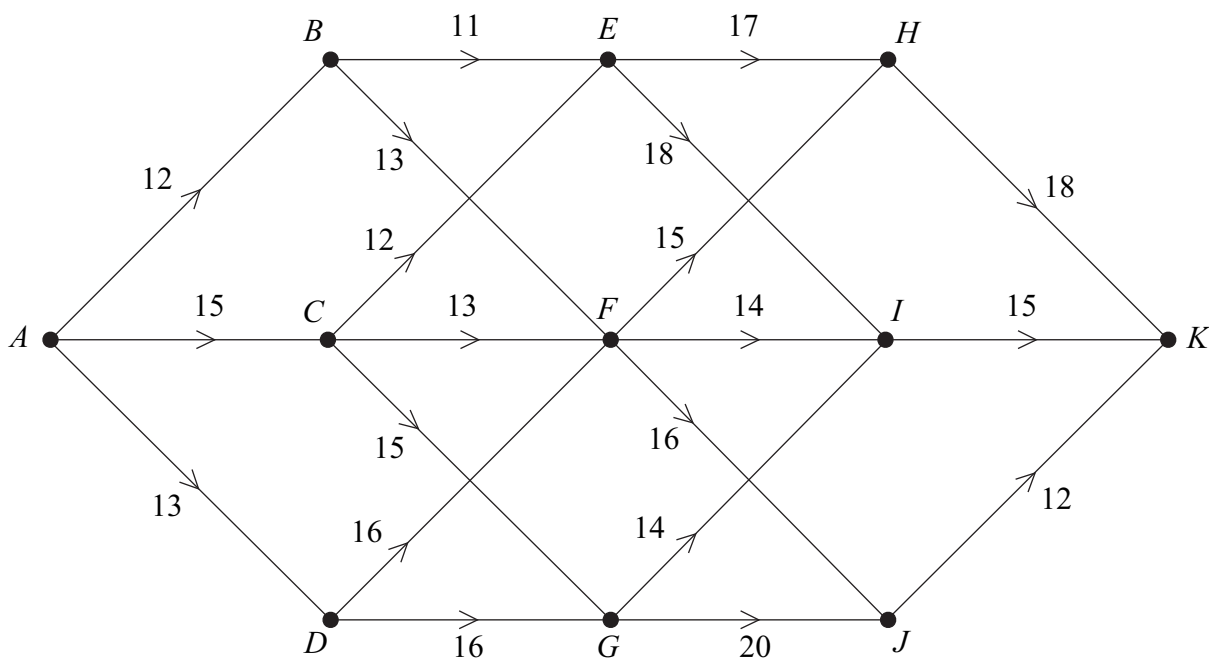
Turn over ►



4 A haulage company, based in town *A*, is to deliver a tall statue to town *K*. The statue is being delivered on the back of a lorry.

The network below shows a system of roads. The number on each edge represents the height, in feet, of the lowest bridge on that road.

The company wants to ensure that the height of the lowest bridge along the route from *A* to *K* is maximised.



Working backwards from *K*, use dynamic programming to find the optimal route when driving from *A* to *K*.

You must complete the table opposite as your solution. (9 marks)

QUESTION
PART
REFERENCE

Answer space for question 4

.....

.....

.....

.....

.....

.....

.....

.....

.....

.....



QUESTION
PART
REFERENCE

Answer space for question 5

Area with horizontal dotted lines for writing the answer to question 5.

Turn over ►



QUESTION
PART
REFERENCE

Answer space for question 5

Answer space for question 5



QUESTION
PART
REFERENCE

Answer space for question 5

A large rectangular area with horizontal dotted lines for writing the answer to question 5.

Turn over ►



QUESTION
PART
REFERENCE

Answer space for question 6

Area with horizontal dotted lines for writing the answer to question 6.

Turn over ►



7 **Figure 2** shows a network of pipes.

Water from two reservoirs, R_1 and R_2 , is used to supply three towns, T_1 , T_2 and T_3 .

In **Figure 2**, the capacity of each pipe is given by the number **not** circled on each edge. The numbers in circles represent an initial flow.

- (a) Add a supersource, supersink and appropriate weighted edges to **Figure 2**. (2 marks)
- (b) (i) Use the initial flow and the labelling procedure on **Figure 3** to find the maximum flow through the network. (5 marks)
- (ii) State the value of the maximum flow and, on **Figure 4**, illustrate a possible flow along each edge corresponding to this maximum flow. (2 marks)
- (c) Confirm that you have a maximum flow by finding a cut of the same value. List the edges of your cut. (2 marks)

Figure 2

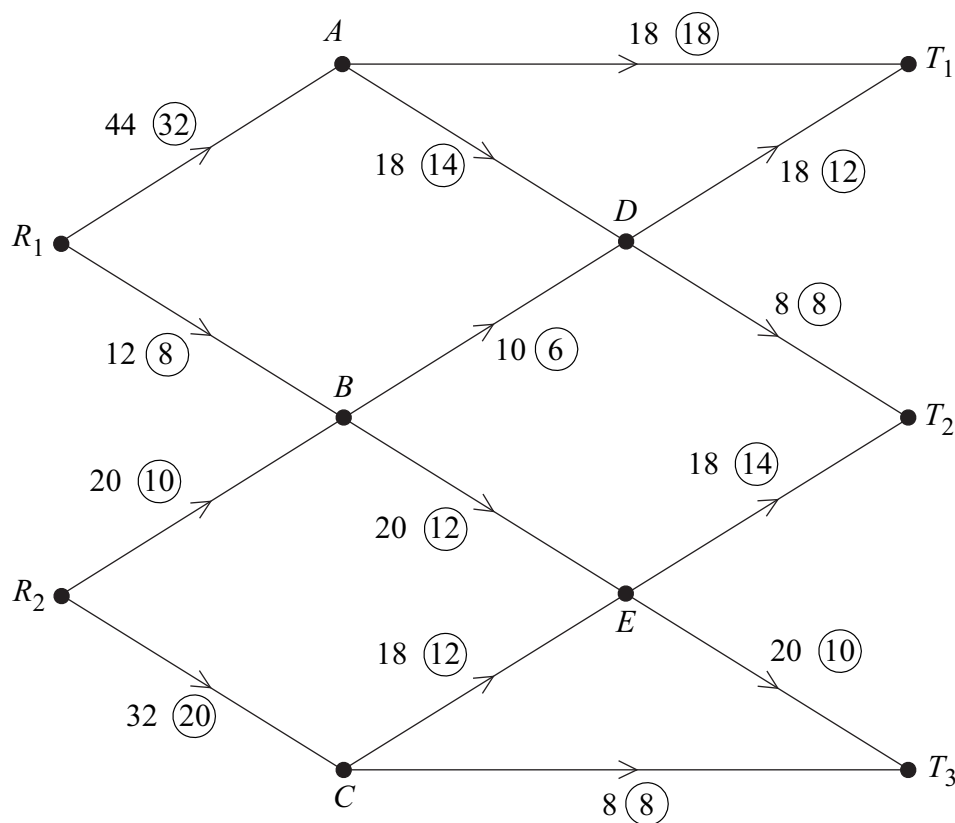


Figure 3

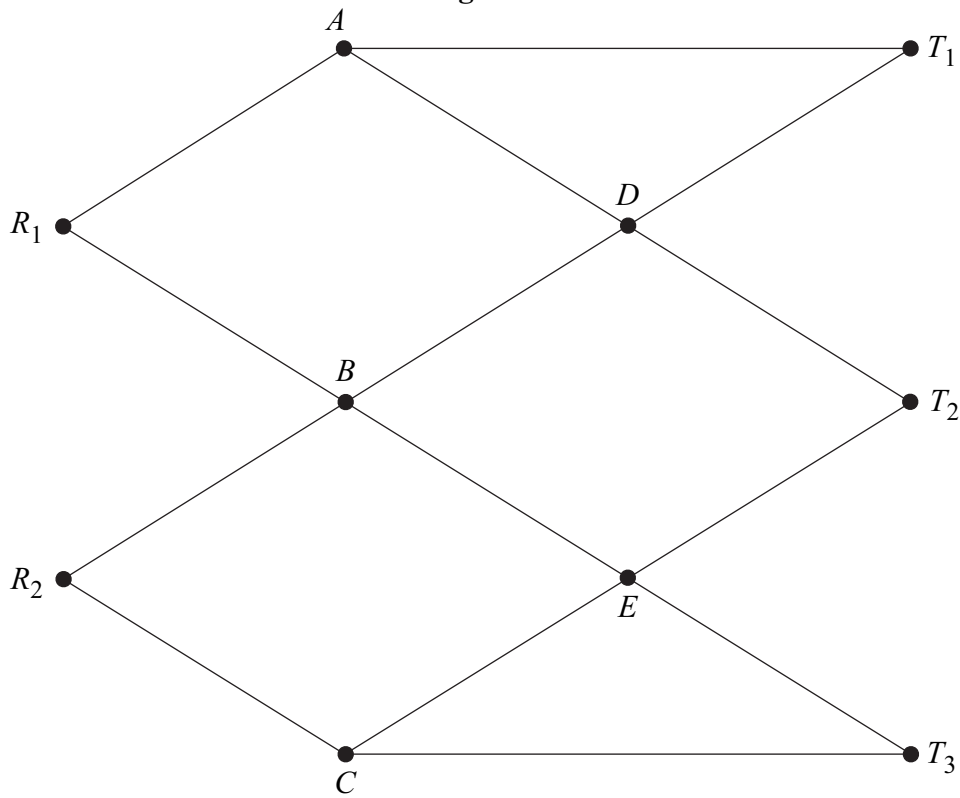
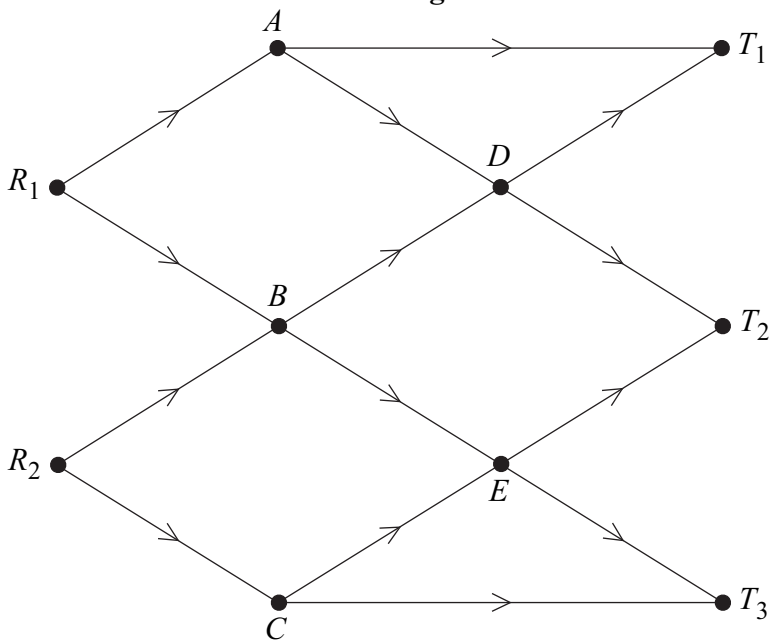


Figure 4



Route	Flow

Turn over ►



